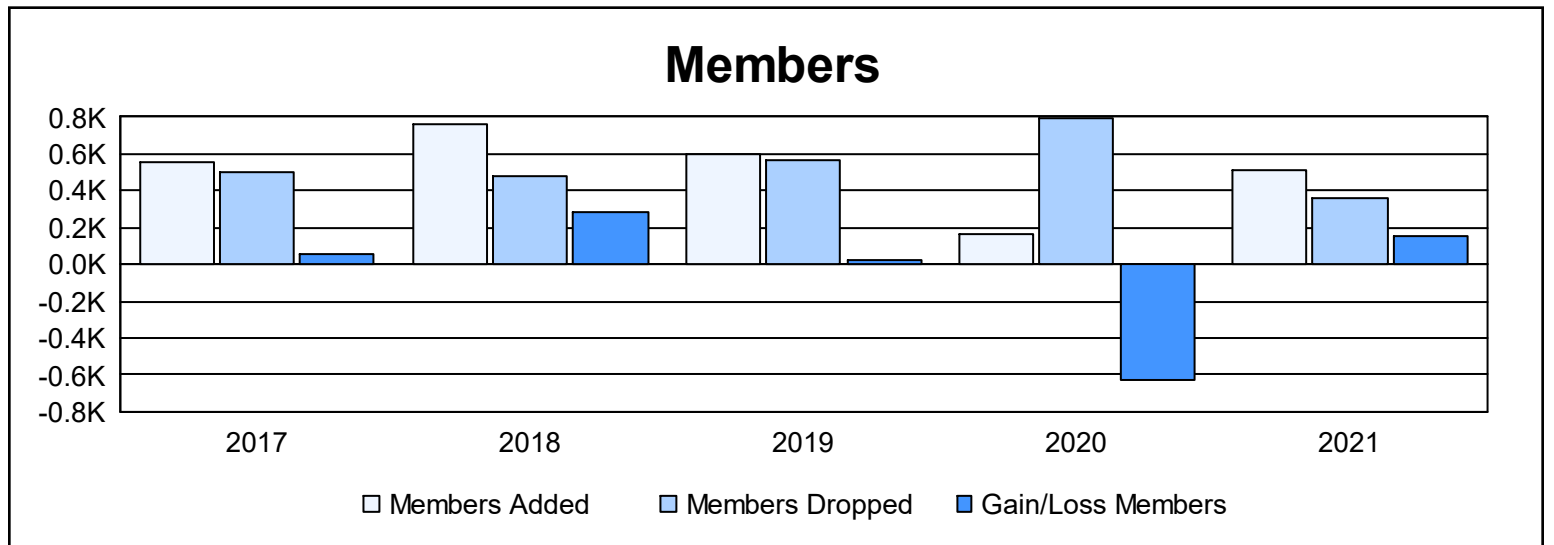
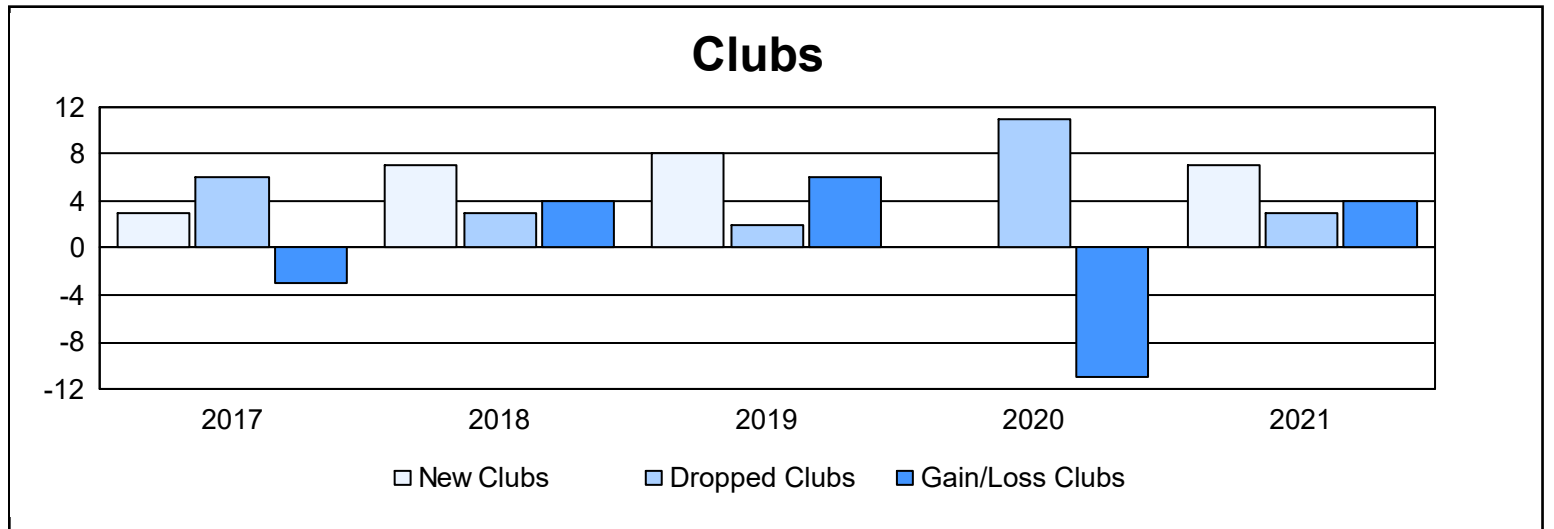
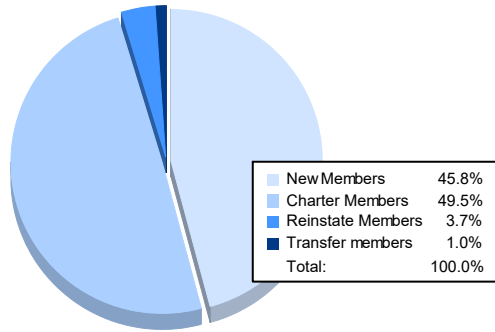


| Year | New Clubs | Dropped Clubs | Gain/ Loss Clubs | New Members | Charter Members | Reinstate Members | Transfer Members | Total Member Added | Total Members Dropped | Gain/ Loss Members |
|----------------|-----------|---------------|------------------|-------------|-----------------|-------------------|------------------|--------------------|-----------------------|--------------------|
| 2016-2017 | 3 | 6 | -3 | 429 | 89 | 40 | 2 | 560 | 505 | 55 |
| 2017-2018 | 7 | 3 | 4 | 530 | 190 | 39 | 4 | 763 | 484 | 279 |
| 2018-2019 | 8 | 2 | 6 | 305 | 197 | 91 | 1 | 594 | 567 | 27 |
| 2019-2020 | 0 | 11 | -11 | 119 | 15 | 12 | 20 | 166 | 794 | -628 |
| 2020-2021 | 7 | 3 | 4 | 234 | 253 | 19 | 5 | 511 | 356 | 155 |
| Average | 5 | 5 | 0 | 323 | 149 | 40 | 6 | 519 | 541 | -22 |



Membership Composition June 2021 Cumulative



Gender Composition June 2021 Cumulative

